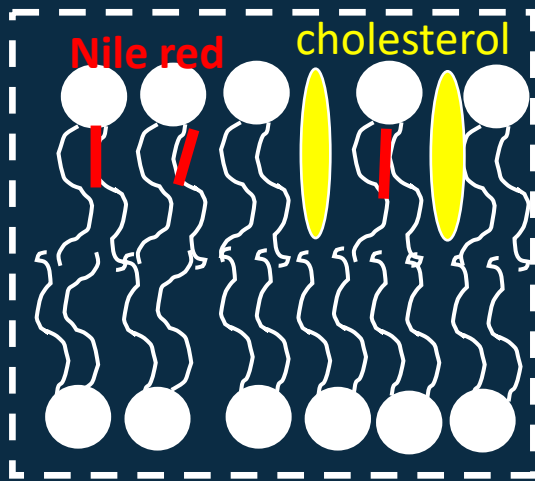



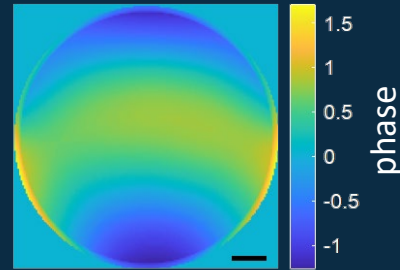
Accurate super-resolution microscopy of the 3D orientations and 3D locations of single molecules within lipid membranes

3D spherical lipid bilayer



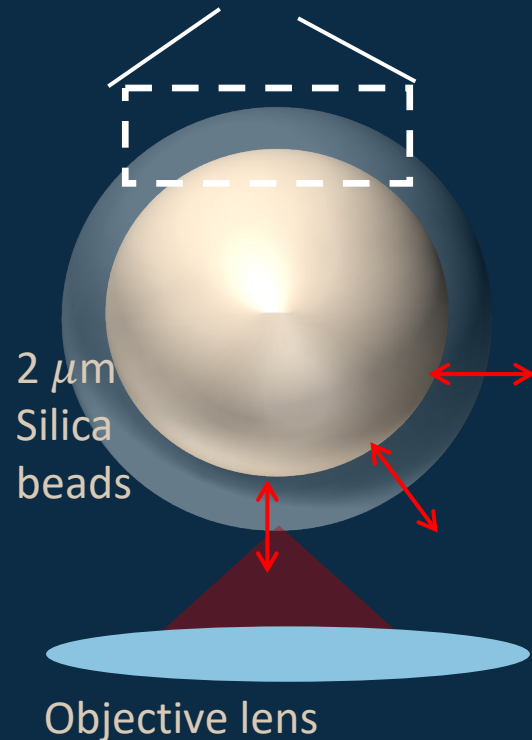
3D orientation+3D location measurement

pixOL phase mask



pixOL phase mask encodes the 3D orientation and 3D location information into the shape of PSF

Reveal the distribution of cholesterol within lipid membrane



DPPC+ cholesterol

Perpendicular orientation

DPPC-only

Random orientation

